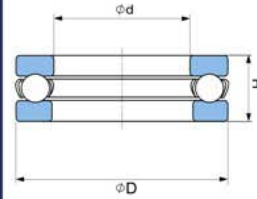


Bearing No.	Dimensions in mm			Basic Load Ratings		RPM*	WL (Kg)
	d	D	H	N			
				Dynamic	Static		
51100	10.000	24.000	9.000	9000	12600	8550	0.021
51101	12.000	26.000	9.000	9270	13860	8280	0.023
51102	15.000	28.000	9.000	9450	15120	7920	0.024
51103	17.000	30.000	9.000	9720	16380	7650	0.026
51104	20.000	35.000	10.000	12780	22230	6750	0.040
51105	25.000	42.000	11.000	17640	33300	5850	0.060
51106	30.000	47.000	11.000	18360	37800	5580	0.069
51107	35.000	52.000	12.000	18360	40050	5040	0.085
51108	40.000	60.000	13.000	24210	56700	4500	0.125
51109	45.000	65.000	14.000	25110	62100	4140	0.148
51110	50.000	70.000	14.000	25920	67950	4050	0.161
51111	55.000	78.000	16.000	31500	83700	3600	0.226
51112	60.000	85.000	17.000	37350	101700	3330	0.296
51113	65.000	90.000	18.000	37350	105300	3150	0.338
51114	70.000	95.000	18.000	38700	114300	3060	0.356
51115	75.000	100.000	19.000	40050	122400	2880	0.399
51116	80.000	105.000	19.000	40050	126900	2790	0.422
51117	85.000	110.000	19.000	41400	135000	2700	0.444
51118	90.000	120.000	22.000	53550	171000	2430	0.687
51120	100.000	135.000	25.000	76500	241200	2160	0.987
51122	110.000	145.000	25.000	78390	261000	1980	1.050
51124	120.000	155.000	25.000	79560	279000	1980	1.150
51126	130.000	170.000	30.000	99900	351000	1710	1.850
51128	140.000	180.000	31.000	99900	360000	1620	2.050
51130	150.000	190.000	31.000	99900	360000	1530	2.200
51132	160.000	200.000	31.000	100800	382500	1530	2.350
51134	170.000	215.000	34.000	119700	450000	1440	3.300
51136	180.000	225.000	34.000	121500	477000	1350	3.500
51138	190.000	240.000	37.000	154800	589500	1260	4.050

KG®

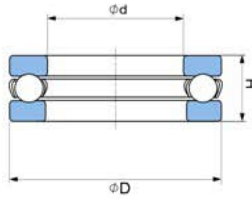


***Note:**
 • Mentioned speed ratings are with oil lubrication.
 For grease lubrication, please use 75% of the indicated values.



Single Direction Series: 512

215



***Note:**
 • Mentioned speed ratings are with oil lubrication.
 For grease lubrication, please use 75% of the indicated values.

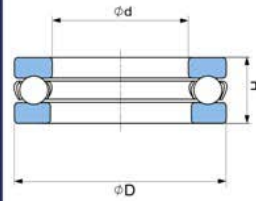
Bearing No.	Dimensions in mm			Basic Load Ratings		RPM*	WL (Kg)
	d	D	H	N			
				Dynamic	Static		
51200	10.000	26.000	11.000	11430	15390	7470	0.030
51201	12.000	28.000	11.000	11880	17100	7200	0.034
51202	15.000	32.000	12.000	14940	22320	6390	0.046
51203	17.000	35.000	12.000	15480	24570	6120	0.054
51204	20.000	40.000	14.000	20070	33750	5310	0.081
51205	25.000	47.000	15.000	25020	45450	4770	0.111
51206	30.000	52.000	16.000	26370	52200	4410	0.139
51207	35.000	62.000	18.000	35100	70200	3780	0.215
51208	40.000	68.000	19.000	42300	88650	3510	0.276
51209	45.000	73.000	20.000	43200	94500	3330	0.317
51210	50.000	78.000	22.000	43650	99900	3060	0.378
51211	55.000	90.000	25.000	62550	143100	2700	0.608
51212	60.000	95.000	26.000	66150	161100	2520	0.676
51213	65.000	100.000	27.000	67500	170100	2430	0.767
51214	70.000	105.000	27.000	68400	179100	2340	0.793
51215	75.000	110.000	27.000	69750	188100	2340	0.874
51216	80.000	115.000	28.000	70650	196200	2160	0.916
51217	85.000	125.000	31.000	85950	237600	1980	1.250
51218	90.000	135.000	35.000	105300	292500	1800	1.700
51220	100.000	150.000	38.000	132300	369000	1620	2.290
51222	110.000	160.000	38.000	117000	324000	1530	2.400
51224	120.000	170.000	39.000	126000	360000	1440	2.650
51226	130.000	190.000	45.000	167400	486000	1260	4.000
51228	140.000	200.000	46.000	171000	513000	1260	4.350
51230	150.000	215.000	50.000	214200	661500	1170	6.100
51232	160.000	225.000	51.000	217800	702000	1080	6.550
51234	170.000	240.000	55.000	257400	837000	990	8.150
51236	180.000	250.000	56.000	266400	900000	990	8.600
51238	190.000	270.000	62.000	298800	1044000	900	11.700
51240	200.000	280.000	62.000	304200	1098000	900	12.000

Thrust Ball Bearings

TH

Bearing No.	Dimensions in mm			Basic Load Ratings		RPM*	Wt. (Kg)
	d	D	H	N			
				Dynamic	Static		
51305	25.000	52.000	18.000	31950	55350	4140	0.176
51306	30.000	60.000	21.000	38700	70650	3510	0.269
51307	35.000	68.000	24.000	49950	94500	3150	0.383
51308	40.000	78.000	26.000	62100	121500	2790	0.548
51309	45.000	85.000	28.000	72000	146700	2610	0.684
51310	50.000	95.000	31.000	86850	181800	2340	0.951
51311	55.000	105.000	35.000	107100	221400	2070	1.290
51312	60.000	110.000	35.000	110700	240300	2000	1.370
51313	65.000	115.000	36.000	115200	258300	1980	1.510
51314	70.000	125.000	40.000	133200	306000	1800	2.010
51315	75.000	135.000	44.000	153900	355500	1620	2.610
51316	80.000	140.000	44.000	158400	382500	1540	2.720
51317	85.000	150.000	49.000	180900	421000	1440	3.520
51318	90.000	155.000	50.000	178200	441000	1340	3.740
51320	100.000	170.000	55.000	213300	535500	1260	4.880

KG®

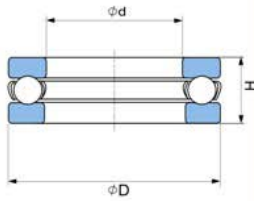
***Note:**

- Mentioned speed ratings are with oil lubrication. For grease lubrication, please use 75% of the indicated values.



Single Direction Series: 514

217



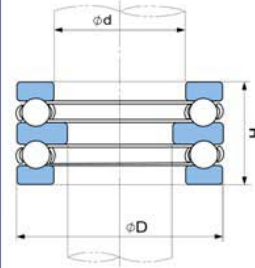
Bearing No.	Dimensions in mm			Basic Load Ratings		RPM*	WL (Kg)
	d	D	H	N			
				Dynamic	Static		
51405	25.000	60.000	24.000	49950	80550	3330	0.330
51406	30.000	70.000	28.000	65250	113400	2880	0.516
51407	35.000	80.000	32.000	78300	139500	2520	0.759
51408	40.000	90.000	36.000	100800	184500	2250	1.080
51409	45.000	100.000	39.000	117000	217800	1980	1.430
51410	50.000	110.000	43.000	133200	254700	1800	1.900
51411	55.000	120.000	48.000	160200	324000	1620	2.520
51412	60.000	130.000	51.000	192600	391500	1530	3.120
51413	65.000	140.000	56.000	208800	445500	1440	3.960
51414	70.000	150.000	60.000	225000	499500	1350	4.860
51415	75.000	160.000	65.000	242100	553500	1260	5.970
51416	80.000	170.000	68.000	243000	558000	1170	7.770
51417	85.000	180.000	72.000	259200	616500	1080	9.170
51418	90.000	190.000	77.000	274500	675000	990	11.000
51420	100.000	210.000	85.000	333000	873000	900	14.700

***Note:**
 • Mentioned speed ratings are with oil lubrication.
 For grease lubrication, please use 75% of the indicated values.

Thrust Ball Bearings

TH

Bearing No.	Dimensions in mm			Basic Load Ratings		RPM*	Wt. (Kg)
	d	D	H	N			
				Dynamic	Static		
52202	10.000	32.000	22.000	14940	22320	6390	0.085
52204	15.000	40.000	26.000	20070	33750	5310	0.149
52205	20.000	47.000	28.000	25020	45450	4770	0.212
52206	25.000	52.000	29.000	26370	52200	4410	0.252
52207	30.000	62.000	34.000	35100	70200	3780	0.418
52208	30.000	68.000	36.000	42300	88650	3510	0.559
52209	35.000	73.000	37.000	43200	94500	3330	0.634
52210	40.000	78.000	39.000	43650	99900	3060	0.730
52211	45.000	90.000	45.000	62550	143100	2700	1.140
52212	50.000	95.000	46.000	66150	161100	2520	1.250
52213	55.000	100.000	47.000	67500	170100	2430	1.370
52214	55.000	105.000	47.000	68400	179100	2340	1.570
52215	60.000	110.000	47.000	69750	188100	2340	1.670
52216	65.000	115.000	48.000	70650	196200	2160	1.800
52217	70.000	125.000	55.000	85950	237600	1980	2.470
52218	75.000	135.000	62.000	105300	292500	1800	3.260
52220	85.000	150.000	67.000	132300	369000	1620	4.270
52222	95.000	160.000	67.000	137700	405000	1620	4.630
52224	100.000	170.000	68.000	138600	423000	1530	5.360

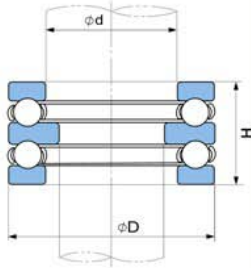


***Note:**
 • Mentioned speed ratings are with oil lubrication.
 For grease lubrication, please use 75% of the indicated values.



Double Direction Series: 523

219



***Note:**
 • Mentioned speed ratings are with oil lubrication.
 For grease lubrication, please use 75% of the indicated values.

Bearing No.	Dimensions in mm			Basic Load Ratings		RPM*	Wt. (Kg)
	d	D	H	N			
				Dynamic	Static		
52305	20.000	52.000	34.000	31950	55350	4140	0.327
52306	25.000	60.000	38.000	38700	70650	3510	0.488
52307	30.000	68.000	44.000	49950	94500	3510	0.678
52308	30.000	78.000	49.000	62100	121500	2790	1.060
52309	35.000	85.000	52.000	72000	146700	2610	1.340
52310	40.000	95.000	58.000	86850	181800	2340	1.800
52311	45.000	105.000	64.000	107100	221400	2070	2.410
52312	50.000	110.000	64.000	110700	240300	2070	2.560
52313	55.000	115.000	65.000	115200	258300	1980	2.760
52314	55.000	125.000	72.000	133200	306000	1800	3.750
52315	60.000	135.000	79.000	153900	355500	1620	4.820
52316	65.000	140.000	79.000	158400	382500	1620	5.070
52317	70.000	150.000	87.000	180900	441000	1440	6.390
52318	75.000	155.000	88.000	178200	441000	1440	6.760
52320	85.000	170.000	97.000	213300	535500	1260	8.800
52322	95.000	190.000	110.000	240300	634500	1080	13.100
52324	100.000	210.000	123.000	266400	724500	990	18.400

Thrust Ball Bearings

TH

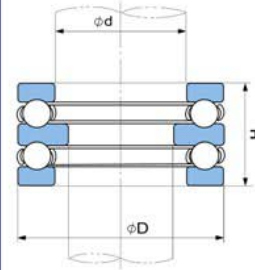
220

Double Direction Series : 524

Thrust Ball Bearings

Bearing No.	Dimensions in mm			Basic Load Ratings		RPM*	Wt. (Kg)
	d	D	H	N			
				Dynamic	Static		
52405	15.000	60.000	45.000	49950	80550	3330	0.630
52406	20.000	70.000	52.000	65250	113400	2880	1.000
52407	25.000	80.000	59.000	78300	139500	2520	1.440
52408	30.000	90.000	65.000	100800	184500	2250	2.030
52409	35.000	100.000	72.000	117000	217800	1980	2.710
52410	40.000	110.000	78.000	142200	279000	1800	3.560
52411	45.000	120.000	87.000	160200	324000	1620	4.700
52412	50.000	130.000	93.000	192600	391500	1530	6.330
52413	50.000	140.000	101.000	208800	445500	1440	8.030
52414	55.000	150.000	107.000	225000	499500	1350	9.710
52415	60.000	160.000	115.000	242100	553500	1260	11.800
52416	65.000	170.000	120.000	243000	558000	1170	14.800
52417	65.000	180.000	128.000	259200	616500	1080	18.600
52418	70.000	190.000	135.000	274500	675000	990	20.800
52420	80.000	210.000	150.000	333000	873000	900	28.200
52422	90.000	230.000	166.000	391500	1116000	828	37.800
52424	95.000	250.000	177.000	409500	1206000	756	48.400
52426	100.000	270.000	192.000	468000	1431000	693	60.100

KG®



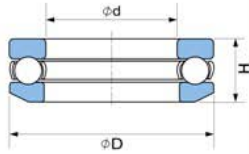
*Note:

- Mentioned speed ratings are with oil lubrication. For grease lubrication, please use 75% of the indicated values.



Single Direction With Spherical Housing Washer Series : 532

221



Bearing No.	Dimensions in mm			Basic Load Ratings		RPM*	WL (Kg)
	d	D	H	N			
				Dynamic	Static		
53202	15.000	32.000	13.300	14940	22320	6840	0.048
53203	17.000	35.000	13.200	15390	24570	6570	0.055
53204	20.000	40.000	14.700	19980	33750	5670	0.080
53205	25.000	47.000	16.700	25020	45450	5040	0.125
53206	30.000	52.000	17.800	26370	52200	4680	0.160
53207	35.000	62.000	19.900	35100	70200	3960	0.220
53208	40.000	68.000	20.300	42300	88650	3690	0.270
53209	45.000	73.000	21.300	42750	94500	3510	0.320
53210	50.000	78.000	23.500	43650	100800	3240	0.380
53211	55.000	90.000	27.300	62550	143100	2790	0.620
53212	60.000	95.000	28.000	66150	161100	2700	0.690
53213	65.000	100.000	28.700	67500	170100	2520	0.770
53214	70.000	105.000	28.800	68400	179100	2520	0.800
53215	75.000	110.000	28.300	69750	188100	2430	0.840
53216	80.000	115.000	29.500	70650	197100	2340	0.930
53217	85.000	125.000	33.100	85950	237600	2160	1.290
53218	90.000	135.000	38.500	104400	292500	1890	1.780
53220	100.000	150.000	40.900	131400	369000	1710	2.360

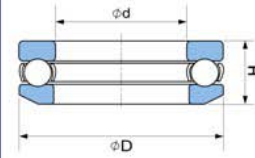
***Note:**
 • Mentioned speed ratings are with oil lubrication.
 For grease lubrication, please use 75% of the indicated values.

Thrust Ball Bearings

TH

Bearing No.	Dimensions in mm			Basic Load Ratings		RPM*	Wt. (Kg)
	d	D	H	N			
				Dynamic	Static		
53305	25.000	52.000	19.800	31950	55350	4410	0.185
53306	30.000	60.000	22.600	38250	70650	3780	0.270
53307	35.000	68.000	25.600	49950	94500	3330	0.390
53308	40.000	78.000	28.500	62100	121500	2970	0.570
53309	45.000	85.000	30.100	72000	146700	2700	0.680
53310	50.000	95.000	34.400	86850	181800	2430	1.000
53311	55.000	105.000	39.300	108000	221400	2160	1.400
53312	60.000	110.000	38.300	110700	240300	2160	1.450
53313	65.000	115.000	39.400	114300	258300	2070	1.600
53314	70.000	125.000	44.200	133200	306000	1890	2.150
53315	75.000	135.000	48.100	153000	355500	1710	2.700
53316	80.000	140.000	47.600	158400	382500	1620	2.850
53317	85.000	150.000	53.100	185400	441000	1530	3.650
53318	90.000	155.000	54.600	191700	472500	1440	3.840
53320	100.000	170.000	69.200	212400	535500	1350	5.120

KG®

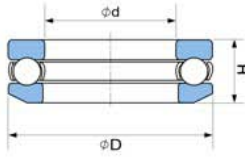
***Note:**

- Mentioned speed ratings are with oil lubrication. For grease lubrication, please use 75% of the indicated values.



Single Direction With Spherical Housing Washer Series : **534**

223



***Note:**
 • Mentioned speed ratings are with oil lubrication.
 For grease lubrication, please use 75% of the indicated values.

Bearing No.	Dimensions in mm			Basic Load Ratings		RPM*	WL (Kg)
	d	D	H	N			
				Dynamic	Static		
53408	40.000	90.000	38.200	100800	184500	2340	1.130
53409	45.000	100.000	42.400	116100	218700	2160	1.500
53410	50.000	110.000	45.600	133200	254700	1890	1.970
53411	55.000	120.000	50.500	160200	324000	1710	2.550
53412	60.000	130.000	54.000	191700	391500	1620	3.250
53413	65.000	140.000	60.200	207900	445500	1440	4.170
53414	70.000	150.000	63.600	225000	499500	1350	4.940
53415	75.000	160.000	69.000	226800	504000	1260	6.250
53416	80.000	170.000	72.200	243000	558000	1170	7.830
53417	85.000	180.000	77.000	259200	616500	1080	9.200
53418	90.000	190.000	81.200	274500	675000	990	10.700
53420	100.000	210.000	90.000	310500	805500	900	14.500

Thrust Ball Bearings

TH